



KOVENT

Underground Ventilation System

LAY FLAT
FLEXIBLE DUCTING



KITEX FLEXIBLE DUCTING is manufactured from PVC Coated Polyester Fabric and is distinguished by the relatively low weight with kept high strength values which results in a very pliable and easy to handle duct.

This is achieved by coating the fabric with s. c. virgin PVC-compound which means that the PVC Compound consists of 100 % new PVC without any fill material or reused PVC-scrap. Since virgin PVC Compound is used, lighter coating is possible and the lower weight is achieved.


KITEX FLEXIBLE DUCTING is manufactured in diameters from Ø 200 up to Ø 2500 mm and in unit lengths from 10m up to 500m.

All fabric joints are vulcanized 40mm wide.

Every unit length is marked with information regarding diameter, unit length, quality, max allowed working pressure and manufacturing date.

KITEX FLEXIBLE DUCTING is manufactured in three different standard qualities and in two antistatic qualities which all fulfills the standard MSHA (CSA-M427-M-91) regarding fire resistance. For strength values, see separate technical data sheet.

KITEX works according to the quality system ISO 9001 and all strength values are continuously tested in the production.



The suspension arrangement can withstand a load upto 900kg per meter.

We can also supply you a various styles of hangers.

Spiral Duct



It is made of a spiral of high tensile spring steel wire sandwiched between the outer surface of the duct and the specially designed PVC profile welded to the duct.


Standard Coupling System

In the standard coupling system of KITEX flexible ducting is manufactured with a steel ring vulcanized in one or both ends of every unit length.

The outer diameter of the steel ring is equivalent to the nominal diameter of the duct. The unit lengths are connected together by pulling the end of one duct over the end with steel ring of next duct.

Around the joint, a KITEX coupling clamp is positioned.

The coupling clamp is made of 1.5 mm profiled galvanized steel with mounted threaded crank of a very heavy duty design. The joint is sealed by tightening the coupling clamp using the threaded crank.



We can also supply you a zipper joint system or a Velcro tape system (Hook and Loop Fastener) upon request. These joint system eliminates the coupling clamp and steel ring at the duct end.

Special Features

Diameter (mm)	Working Pressure (KPA)	Bursting Pressure (KPA)
300	108.37	325.10
400	81.28	243.82
500	65.02	195.06
600	54.18	162.55
700	46.44	139.32
800	40.64	121.91
900	36.12	108.36
1000	32.51	97.53
1200	27.09	81.27
1400	20.22	69.66
1600	20.32	60.95
1700	19.12	57.37
1800	18.06	54.18
2000	16.26	48.76
2200	14.78	44.33

- ▶ Almost leak proof joints
- ▶ Excellent properties for resistance against acidic as well as alkaline fumes
- ▶ Suitable for high bursting pressure ***
- ▶ Fully operational comprehensive system
- ▶ Aero-dynamic design
- ▶ 6-7 times lighter in comparison to steel ducts
- ▶ Easy storage, handling and transportation
- ▶ Reduces warehousing cost, acquires almost 1/40 space than conventional steel ducts
- ▶ Custom built tubings are also offered
- ▶ Excellent adhesion properties of fabric
- ▶ Robust strength parameters of fabric
- ▶ Fire retardant & antistatic fabric

Accessories



T-Piece, Y-Piece, Reducer, Bi-Vent (Twin Duct) and many more items are available upon request. Wire-Ropes & Karabiners are also available.


Testing

The product which leaves our factory undergoes stringent quality tests which are flame test, pressure test, tensile & tear strength, anti-static test.



Packing

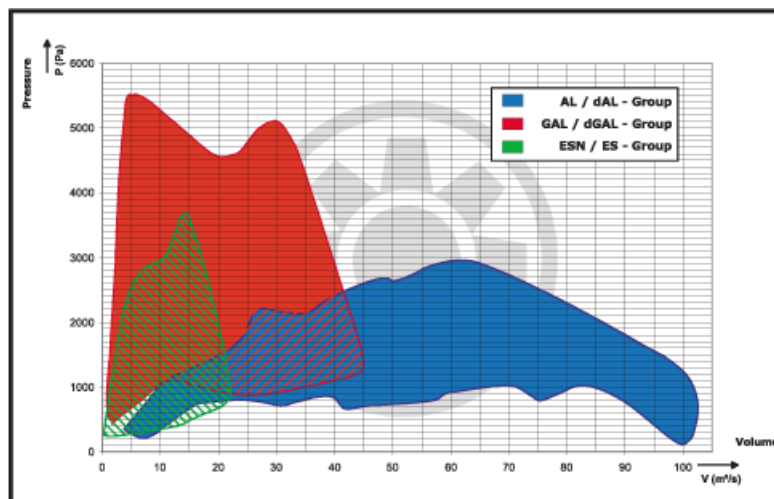
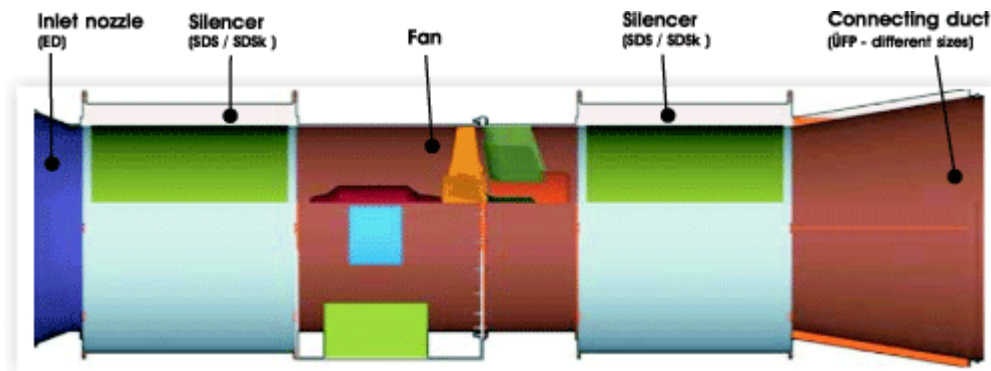
We deliver the packages with a PE bale bag.



Ready for dispatch!

Axial Fan (Blower)

We can supply various kinds of fans with the ducts together.



Model	Specifications	Wind Volume (m ³ /min)	Wind Pressure (mmAq)
JD-60SW30	Ø600 x 30KW x 2 = 60KW	500	500
JD-100S30	Ø1000 x 30KW (40HP)	1,000	120
JD-100S37	Ø1000 x 37KW (50HP)	1,000	110
JD-100SW22	Ø1000 x 22KW x 2 = 45KW	840	240
JD-100SW30	Ø1000 x 30KW x 2 = 60KW	1,000	260
JD-100SW37	Ø1000 x 37KW x 2 = 75KW	1,000	300
JD-120S37	Ø1200 x 37KW (50HP)	1,200	120
JD-120S55	Ø1200 x 55KW (75HP)	1,500	160
JD-120SW37	Ø1200 x 37KW x 2 = 75KW	1,500	240
JD-120SW55	Ø1200 x 55KW x 2 = 110KW	1,800	300
JD-120SW75	Ø1200 x 75KW x 2 = 150KW	1,800	400
JD-140S55	Ø1400 x 55KW (75HP)	2,100	120
JD-140S75	Ø1400 x 75KW (100HP)	2,400	150
JD-140SW55	Ø1400 x 55KW x 2 = 110KW	2,400	250
JD-140SW75	Ø1400 x 75KW x 2 = 150KW	2,520	270
JD-160S110	Ø1600 x 110KW (150HP)	3,000	190
JD-170S150	Ø1700 x 150KW (200HP)	3,600	210
JD-170SW150	Ø1700 x 150KW x 2 (400HP)	4,200	350



Address : #801, 14-7, GEOJE-DAERO, BUSANJIN-GU, BUSAN, KOREA (47214)

Phone : 82-51-867-1324

Fax : 82-51-867-1325

www.kitex.co.kr info@kitex.co.kr